

# Food Safety: Reviewing with Play-doh & Poetry




# Instructions

- You will be placed in a small team and given a “task card”
- Use the 3 colors of play-doh and some toothpicks to create a creative sculpture that represents the topic on your “task card”
- Write a summary that includes information about your topic and an explanation of your Play-doh sculpture
- You will have limited time (12 minutes) to complete this review so your team must work together to accomplish this goal and be prepared to share with the class




# Food Safety Step: Clean

Place Play-doh Creation Below




Summarize: Complete Sentences




# Food Safety Step: Separate

Place Play-doh Creation Below




Summarize: Complete Sentences




# Food Safety Step: Cook

Place Play-doh Creation Below




Summarize: Complete Sentences




# Food Safety Step: Chill

Place Play-doh Creation Below




Summarize: Complete Sentences




# Symptom(s) of Foodborne Illness

Place Play-doh Creation Below





Summarize: Complete Sentences



# People Most Susceptible to Foodborne Illness

Place Play-doh Creation Below

Summarize: Complete Sentences





# Food Safety Haiku: Group Assignment

- Haiku is a form of Japanese Poetry
- Each haiku consists of three lines.
  - The first has **five** syllables, the second has **seven**, and the third has **five**. The lines don't need to rhyme.
- For this project (which will be completed in class), you will:
- 1. Write a food safety-themed haiku based on your “task card” topic. Remember, to say important things about food safety as it affects the health of others; refer to your notes!
- Add a creative title relating to your topic
- 2. Write your final draft on the provided index card. Use your artistic abilities to turn your poem into a beautiful work of art. Be sure to write all group member names on the back of the card. Place in the teacher basket when finished.



# Digital Food Safety Haiku: Individual Assignment

- Haiku is a form of Japanese Poetry
- Each haiku consists of three lines.
  - The first has **five** syllables, the second has **seven**, and the third has **five**. The lines don't need to rhyme.
- For this project (which will be completed in class), you will:
- 1. Write a food safety-themed haiku based on your “task card” topic. Remember, to say important things about food safety as it affects the health of others; refer to your notes!
- 2. Add a creative title relating to your topic
- 3. Create your final draft on a Google Slide. Add a school appropriate image. Submit via Google Classroom when finished



# Haiku Examples

**FUN** WITH  
俳句  
**HAIKU**

**I'm cooking tonight!  
It's going to be fantastic.  
Why are you leaving?**



**Wash your dirty hands  
Singing the alphabet song  
With soap and water**