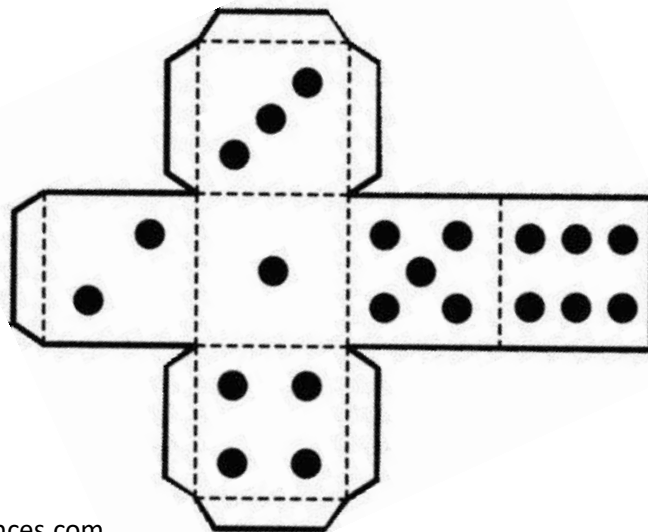




FCS RELATED CAREERS GAME























DIRECTIONS:

1. Provide a die and game board to each team of 2-4 players. Players think of a team name. The teacher will determine the amount of time to play. Ex. 15 minutes.
2. Take turns rolling the die. For each number rolled, the team must think of a career for the category reflected by the number on the die. For ex. If a 1 is rolled, the team might write "Food Scientist" in the box. Optional Note: Students may use their electronic devices as a tool to help them think of jobs/careers, but that is up to the teacher.
3. The team will continue playing until all the slots are filled or time is called by the teacher. When the time is up, teams will share the careers they wrote on the chart.
4. If another team has the same career, then no points are earned. However, if no other team has the same answer, the team scores a point. The team with the most points WINS!
5. NOTE: Any die will work for this game, however, if you don't have access to any, students can construct their own using the provided template. Enlarge before copying.





FCS RELATED CAREERS

	FOOD & FOOD SCIENCE CAREERS		CHILD & FAMILY CAREERS
			
			
			
			
	INTERIOR DESIGN & HOUSING CAREERS		FASHION & SEWING CAREERS
			
			
			
			
	MONEY MANAGEMENT CAREERS		NUTRITION & WELLNESS CAREERS
